

## ARRI 5000 W man.

<b>ARNOLD &amp; RICHTER CINE TECHNIK</b>	<i>GMBH &amp; CO BETRIEBS KG, TÜRKENSTRASSE, D-80799 MÜNCHEN TELEFON: (089) 3809-1577 FAX: (089) 3809-1245</i>
<b>ARRI LIGHTING SOLUTIONS GMBH</b>	<i>AGASTR. 24, D-12489 BERLIN TELEFON: (030) 678-233-0 FAX: (030) 678-233-99</i>
<b>ARRI (GB) LIMITED</b>	<i>2 HIGHBRIDGE, OXFORD ROAD, UXBRIDGE, MIDDLESEX UB8 1LX TELEPHONE: (0) 1895-457-000 FAX: (0) 1895-457-001</i>
<b>ARRI INC. NEW YORK OFFICE</b>	<i>617 ROUTE 303, BLAUVELT, NY 10913-1109 TELEPHONE: (845) 353-1400 FAX: (845) 425-1250</i>
<b>ARRI INC. BURBANK OFFICE</b>	<i>600 NORTH VICTORY BLVD., BURBANK, CA 91502-1639 TELEPHONE: (818) 841-7070 FAX: (818) 848-4028</i>
<b>ARRI CANADA LTD.</b>	<i>415 HORNER AVENUE, UNIT 11 ETOBICOKE, ONTARIO M8W 4W3 TELEPHONE: (416) 255-3335 FAX: (416) 255-3399</i>
<b>ARRI ITALIA S.R.L.</b>	<i>VIALE EDISON, 318 - 20099 SESTO SAN GIOVANNI (MI) TELEPHONE: (02) 2622 7175 FAX: (02) 242 1692</i>




06 - 2005

**NOTE: WHEN ORDERING QUOTE PART NUMBER** **BEMERKUNG: BEI BESTELLUNG IDENT.-NR. ANGEBEN**



**L4.83001.E**  
Housing compl. blue/silver  
Gehäuse kpl. blau/silber



**L4.83004.E**  
Ventilating duct assembled  
Kamin montiert



**L4.83002.E**  
Rear casting blue  
Rückteil blau




**L4.83458.E**  
Rear casting black  
Rückteil schwarz



**L4.83037.E**  
Front casting blue  
Frontteil blau



**L4.83459.E**  
Front casting black  
Frontteil schwarz



**L4.83149.E**  
Side extrusion cpl./right  
(type plate side) silver  
Rippenblech kpl./rechts  
(Typenschildseite) silber



**L4.83460.E**  
Side extrusion cpl./right  
(type plate side) black  
Rippenblech kpl./rechts  
(Typenschildseite) schwarz



**L4.83150.E**  
Side extrusion cpl./left  
(door catch side) silver  
Rippenblech kpl./links  
(Verschlußseite-Linsenfassung)  
silber



**L4.83461.E**  
Side extrusion cpl./left  
(door catch side) black  
Rippenblech kpl./links  
(Verschlußseite-Linsenfassung)  
schwarz




**L4.83151.E**  
Internal side baffle right  
Mantelstromblech rechts



**L4.83152.E**  
Internal side baffle left  
Mantelstromblech links



**L4.79747.E**  
Door catch set  
Schnapphaken Set



**L4.83003.E**  
Base casting front or rear  
blue  
Wannenstirnteil Vorder-oder  
Rückseite blau



**L4.83462.E**  
Base casting front or rear  
black  
Wannenstirnteil Vorder-oder  
Rückseite schwarz



**L4.83009.E**  
Set of bottom panels  
Boden kpl.



**L4.83013.E**  
Set of side panels left + right  
silver  
Set Seitenbleche links+rechts  
silber



**L4.83463.E**  
Set of side panels left + right  
black  
Set Seitenbleche links+rechts  
schwarz



**L4.83010.E**  
Set of internal side baffles  
cpl. left + right silver  
Set Mantelstromblech  
kpl. links + rechts silber



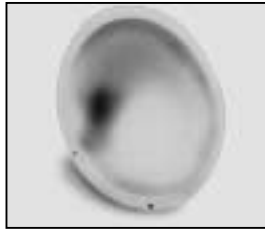
**L4.83464.E**  
Set of internal side baffles  
cpl. left + right black  
Set Mantelstromblech  
kpl. links + rechts schwarz




**L4.83007.E**  
Lamp holder + lamp carriage  
Lampenfassung +  
Fokusschlitten



**L4.80125.E**  
Lamp lock shaft  
Hebel geschweißt



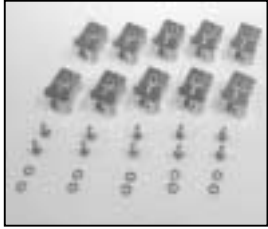
**L4.83006.E**  
Reflector  
Reflektor



**L4.80413.E**  
25 pcs. ceramic holder-reflector  
25 St. Keramikhalter-Reflektor



**L4.83008.E**  
Lamp holder set  
Lampenfassung kpl.




**L4.80115.E**  
Set of 10 pcs. lamp holder  
contacts  
Set mit 10 st.  
Lampenfassungskontakten



**L4.83012.E**  
Guide rail  
Leitspindel



**L4.83017.E**  
Focus spindle man.  
Fokusspindel man.



**L4.80122.E**  
10 pcs. guide roll / focus  
10 St. Führungsrollen / Fokus



**L4.81380.E**  
Focus knob  
Fokusknopf



**L4.83018.E**  
Internal cable set 200–240 V man.  
Kabel-Set innen 200–240 V man.



**L4.83019.E**  
Internal cable set 100–120 V man.  
Kabel-Set innen 100–120 V man.



**L4.83021.E**  
Stirrup mounting set man.  
Bügelbefestigungs-Set man.



**L4.83016.E**  
Switch-housing man.  
Schaltergehäuse man.



**L4.83055.E**  
On/Off switch man.  
Schalter man.




**L4.83153.E**  
Friction disc  
Friktionsscheibe



**L4.83011.E**  
Wire guard compl.  
Schutzgitter kpl.



**L4.83014.E**  
Accessory brackets man.  
Halteklauen man.



**L4.83015.E**  
Top latch man.  
Torsicherung man.



**L4.82911.E**  
Comfort-top latch  
Komfort Torsicherung



**L4.83156.E**  
Fresnel lens  
Stufenlinse



**L4.83020.E**  
Stirrup man.  
Haltebügel vorm. man.



**L4.83036.E**  
Mains cable NRTL  
100–120 V man.  
Netzkabel NRTL 100–120 V man.



**L4.83039.E**  
Mains cable 200–240 V man.  
Netzkabel 200–240 V man.



**L4.83157.E**  
Lens door USA 90°  
Linsenfassung USA 90°



**L4.79855.E**  
Cable tie  
Halteleine



**L4.70194.E**  
Paint blue similar RAL 5015  
Lack blau ähnlich RAL 5015



**L4.70183.E**  
Paint black similar RAL 9011  
Lack schwarz ähnlich RAL 9011



**L4.70186.E**  
Paint thinner  
Farb-Verdünnung